



Government of India  
Ministry of Power  
North Eastern Regional Power Committee  
Lapalang, Shillong 793006

No. NERPC/Dev/2023/3350-3388

Dt:16<sup>th</sup> August, 2023

सेवा में / To,  
संलग्न सूची के अनुसार  
As per list enclosed.

**Sub: Provisional DSM under ABT regime for the period from 31.07.23 to 06.08.23 - reg.**

सर/मैडम,  
Sir/Madam,

The Provisional statements giving details of Deviation charges account with payable / receivable particulars, for the period 31.07.23 to 06.08.23 is enclosed. Deviation charges have been calculated as per following CERC Notification and subsequent amendment orders:

- (i) Notification no. L-1/260/2021/CERC dated 14th March 2022 w.e.f. 05.12.2022
- (ii) Suo-moto order dated 26<sup>th</sup> Dec'2022 w.e.f. 28<sup>th</sup> Dec'2022
- (iii) Suo-moto order dated 6<sup>th</sup> Feb'2023 w.e.f. 8<sup>th</sup> Feb'2023
- (iv) Suo-moto order dated 9<sup>th</sup> Apr'2023 w.e.f. 10<sup>th</sup> Apr'2023

The payment by the constituents for the billed amounts shall be made to the Regulatory Deviation and Ancillary Service Pool Account Fund operated by NERLDC within 7 days of the issue of this Deviation-Account. In case of delayed payments against these bills beyond 7 days, the defaulting constituent shall pay surcharge @0.04% for each day of delay. The details of Deviation Accounts, both the statement as well as the data files, are available on NERPC website <https://www.nerpc.gov.in>.

Enclosed -As above.

भवदीय / Yours faithfully,

(एस. एम. आइमोल/ S. M. Aimol)

निदेशक / Director

अधीक्षण अभियंता/ Superintending Engineer

List of Addressees:

1. CMD, TSECL, Bidyut Bhawan, Agartala – 799 001
2. Director (Distribution), MePDCL, Lumjingshai, S.R. Road, Shillong – 793 001
3. Engineer-in-Chief (P&E), P&E Dept., Govt. of Mizoram, Aizawl – 796 001
4. Chief General Manager (Comml), APDCL, Bijulee Bhawan, Paltan Bazar, Guwahati – 781 001
5. Chief Engineer (Comm), Dept. of Power, Govt. of Arunachal Pradesh, Itanagar – 791 111
6. Managing Director, MSPDCL, Keishampat, Imphal-795 001.
7. E-in-C, Dept. of Power, Govt. of Nagaland, Kohima – 797 001
8. Chief Engineer, Loktak HE Project, Vidyut Vihar, Komkeirap, Manipur – 795 124
9. Executive Director (Comml.), NEEPCO Ltd., Lower New Colony, Shillong – 793 003
10. Executive Director, NERTS, POWERGRID, Lapalang, Shillong – 793 006
11. Managing Director, OTPC, Core 4 & Central, 10th Floor, SCOPE Minar, Laxmi Nagar, Delhi – 110092
12. GM (Comml.), NTPC, 3<sup>rd</sup> Floor OLIC building, Plot No.N.17/2, Nayapalli, Bhubaneswar-12
13. CE (G. M.), CEA, SewaBhawan, R.K.Puram, New Delhi – 110 066.
14. G. M., NERLDC, Lower Nongrah, Dongtiah, Lapalang, Shillong - 6.
15. C.G.M (SLDC ) AEGCL, Kahelipara, Guwahati.
16. Gen. Manager (Comml.), NHPC Ltd., NHPC Office complex, Sector –33, Faridabad-121003.
17. G.M (Commercial) APDCL, Bijulee Bhawan, Paltan Bazar, Guwahati - 781 001.
18. General Manager, Ranganadi HEP, NEEPCO, Yazlee, Ar. Pradesh
19. Project Manager, Doyang HEP, NEEPCO, Nagaland
20. Project Manager, AGBPP, NEEPCO Ltd., No. –III, Vill. Bokuloni, Dibrugarh, Assam.
21. Project Manager, AGTPP, NEEPCO Ltd., Ramchandranagar, Agartala, Tripura West- 799008.
22. Dy. G. M (Elect.), Kopili HEP, NEEPCO Ltd., Umrangso, N.C. Hills, Assam.
23. Supdt. Engr. (System Management) MeECL, Lumjingshai, Short Round Road, Shillong.
24. Supdt. Engr. (Commercial) Deptt. of Electricity, Govt.of Manipur, Keisampet, Imphal. 795001
25. Executive Engineer, MSLDC, P & E Dept., Chaltlang, Aizawl- 796012.
26. Supdt. Engr. Dimapur Sub-station Deptt. of Power, Govt.of Nagaland, Dimapur.
27. Dy. G. M. (Commercial) NERTS, Lower Nongrah, Dongtiah, Lapalang, Shillong - 6.
28. Dy. General Manager (ER), POWERGRID, Boring Road, Alankar Place, Patna - 800 001
29. DGM (Comml), OTPC, Core 4 & Central, 10th Floor, SCOPE Minar, Laxmi Nagar, Delhi – 110092
30. DGM (Comml.), NTPC, 3<sup>rd</sup> Floor OLIC building, Plot No.N.17/2, Nayapalli, Bhubaneswar-12
31. AGM (Comml.), NTPC, Bongaigaon Thermal Power Project, P.O Salakati, Kokrajhar-783369
32. Addl. General Manager,Comml & Sys.Opn., TSECL,Banamalipur,Agartala.-799001.
33. Ex. Engr., SLDC, Deptt. of Power, Itanagar, Ar. Pradesh – 791 111
34. CEO, NVVN Ltd., 7<sup>th</sup> Floor, Scope Complex, Lodhi Road, N.Delhi- 110 003
35. Power Trading Corpn. of India Ltd., 2<sup>nd</sup> Floor, NBCC Tower, 15-Bhikaji Cama Place, New Delhi – 66.
36. Member Secretary, NRPC,18-A, Shaheed Jeet Singh Marg, Katwaria Sarai, NewDelhi-110016.
37. Member Secretary, ERPC,14, Golf Club Road, Kolkata- 700 033.
38. Member Secretary, WRPC, Plot No F-3, MIDC Area, Opp Seepz, Marol, Andheri (E), Mumbai-400 093.
39. Member Secretary, SRPC, 29, Race Course Road, Bangalore- 560009.



(एस. एम. आइमोल/ S. M. Aimol)

निदेशक / Director

अधीक्षणअभियंता/ Superintending Engineer


**NORTH EASTERN REGIONAL POWER COMMITTEE**

**ABT based Deviation Charge Account  
For the period 31.07.2023 TO 06.08.2023**

Page 1 of 4


CONSTITUENTS	SCHEDULE (MWH)	ACTUAL (MWH)	DEVIATION (MWH)	Receivable from the Deviation and Ancillary Service Pool Account(Rs) (A)	Payable to the Deviation and Ancillary Service Pool Account(Rs) (B)
<b>BENEFICIARIES OF NORTH EASTERN REGION</b>					
ARUNACHAL PRADESH	16,410.35	16,193.80	-216.55	0	2,342,701
ASSAM	219,685.33	222,207.86	2,522.53	0	14,408,612
MANIPUR	16,084.02	15,504.10	-579.92	2,235,381	0
MEGHALAYA	9,176.86	8,430.55	-746.31	962,412	0
MIZORAM	9,986.33	9,033.21	-953.12	3,170,925	0
NAGALAND	14,713.25	13,844.54	-868.71	2,435,966	0
TRIPURA	31,835.99	31,786.44	-49.55	0	2,795,666
BNC	165.04	154.95	-10.09	18,177	0
<b>CERC REGULATED GENERATORS (CGS/ISGS)</b>					
AGBPP	25,142.67	27,329.91	2,187.24	7,716,986	0
AGTCCPP	10,113.57	10,762.82	649.25	2,104,485	0
BGTTP	72,257.19	71,268.31	-988.89	0	3,735,242
PALATANA	78,973.32	79,266.84	293.52	548,045	0
DOYANG	8,738.15	8,753.74	15.59	32,853	0
KHANDONG	0.00	0.00	0.00	0	0
KOPLI	0.00	0.00	0.00	0	0
KOPLI-2	3,383.90	3,438.63	54.73	85,314	0
LOKTAK	1,899.57	1,916.98	17.41	14,137	0
PARE	16,140.52	16,251.50	110.98	373,184	0
RANGANADI	42,636.00	43,049.94	413.94	612,923	0
KAMENG	85,488.76	86,069.09	580.33	2,128,026	0
<b>INTER- REGIONAL</b>					
ER	-23,363.29	49,366.08	72,729.37	322,361,819	0
NR	0.00	-72,782.69	-72,782.69	0	318,643,190
<b>TOTAL</b>				<b>344800633</b>	<b>341925410</b>

Pool Balance (B - A) :	-2875222
LEGEND :	In pool balance positive(+ve) means surplus in pool and negative(-ve) means deficit in pool


  
 (एस.एम.आइमोल/S.M.Aimol)  
 निदेशक/Director  
 उ.पु.से.वि.स./NERPC  
 विद्युत मंत्रालय/Min. of Power  
 भारत सरकार/Govt. of India  
 शिलांग/Shillong

**NERPC, SHILLONG**  
**Day-wise schedule, actual and Deviation charge statement**  
**From 31/07/2023 to 06/08/2023**

Date	Constituents	Total Schedule (MWH)	Total Actual (MWH)	Deviation (MWH)	Receivable from the Deviation and Ancillary Service Pool Account(Rs)	Payable to the Deviation and Ancillary Service Pool Account(Rs)
31/07/2023	ARUNACHAL PRADESH	2325.73	2863.81	538.08	71247.85	3741654.45
	ASSAM	37486.47	38511.91	1025.43	474920.64	7215116.35
	MANIPUR	2787.52	2787.26	-0.26	505282.66	406542.83
	MEGHALAYA	1473.52	1433.88	-39.64	416214.32	287869.38
	MIZORAM	1668.39	1607.72	-60.67	281707.98	94734.75
	NAGALAND	2144.62	1886.80	-257.82	702985.58	131612.75
	TRIPURA	5967.68	6202.70	235.02	751840.93	3503992.49
	AGBPP	4433.27	4790.19	356.92	1267388.82	8359.34
	AGTCCPP	1728.77	1806.72	77.95	321175.74	9557.54
	BGTPP	11855.71	11687.76	-167.95	265684.29	832134.46
	BNC	28.16	26.93	-1.23	13260.54	14911.54
	PALATANA	13378.52	13434.36	55.84	100422.01	794.36
	DOYANG	1450.00	1441.94	-8.06	14173.03	42899.24
	KHANDONG	0.00	0.00	0.00	0.00	0.00
	KOPILI	0.00	0.00	0.00	0.00	0.00
	KOPILI-2	592.80	596.31	3.51	8751.98	1653.61
	LOKTAK	324.54	328.08	3.53	5304.64	1955.99
	PARE	2832.00	2836.94	4.94	11824.68	155.39
	RANGANADI	8379.75	8475.27	95.52	138308.87	4821.44
	KAMENG	14388.77	14494.18	105.42	507336.06	0.00
	ER	-5165.36	8649.41	13814.77	70233544.62	1241.37
	NR	0.00	-12130.33	-12130.33	0.00	60538257.66
	01/08/2023	ARUNACHAL PRADESH	2666.01	2910.16	244.15	289576.57
ASSAM		40782.15	41181.03	398.88	1483746.81	3816616.46
MANIPUR		2804.48	2643.30	-161.18	994917.06	215182.11
MEGHALAYA		1403.42	1332.42	-71.01	393355.67	315425.96
MIZORAM		1716.82	1529.60	-187.22	637045.83	30274.02
NAGALAND		2418.33	2347.45	-70.87	378877.90	257124.85
TRIPURA		5515.54	5428.93	-86.62	549549.38	698977.79
AGBPP		4004.61	4437.51	432.90	1377504.16	79496.45
AGTCCPP		1656.04	1775.41	119.37	388559.24	16718.30
BGTPP		11685.65	11529.47	-156.18	204533.18	703999.61
BNC		28.25	28.03	-0.22	12360.57	13509.28
PALATANA		13348.88	13392.08	43.20	77450.71	1061.85
DOYANG		1436.40	1437.06	0.66	7806.76	6338.77
KHANDONG		0.00	0.00	0.00	0.00	0.00
KOPILI		0.00	0.00	0.00	0.00	0.00
KOPILI-2		592.80	594.88	2.08	7367.89	2618.05
LOKTAK		315.01	317.63	2.63	8306.86	6451.52
PARE		2696.86	2694.46	-2.40	40384.71	28244.33
RANGANADI		7000.00	7065.78	65.78	131520.82	23678.62
KAMENG		13500.00	13523.93	23.93	643578.57	646498.43
ER		367.31	13869.92	13502.61	69460309.73	0.00
NR		0.00	-12130.33	-12130.33	0.00	63078837.46
03/08/2023		ARUNACHAL PRADESH	2987.52	2677.85	-309.67	1022039.17
	ASSAM	36501.94	36766.31	264.37	1053899.11	1647889.62
	MANIPUR	2714.28	2573.24	-141.04	483205.40	42296.89
	MEGHALAYA	1605.97	1451.50	-154.47	474400.71	331998.44
	MIZORAM	1636.15	1470.34	-165.81	471272.70	8550.14
	NAGALAND	2458.85	2271.99	-186.86	574269.01	19193.30
	TRIPURA	5044.55	4828.53	-216.02	850345.60	360573.86
	AGBPP	4024.32	4426.20	401.88	1474109.22	0.00
	AGTCCPP	1630.19	1789.91	159.72	513795.16	15508.18
	BGTPP	11543.39	11501.59	-41.79	283259.06	442240.62
	BNC	28.21	26.39	-1.82	13243.93	9784.73
	PALATANA	13218.52	13279.22	60.69	119646.43	815.48
	DOYANG	1415.75	1424.69	8.94	31837.78	810.15
	KHANDONG	0.00	0.00	0.00	0.00	0.00
	KOPILI	0.00	0.00	0.00	0.00	0.00
	KOPILI-2	592.80	603.73	10.93	16997.99	24.53
	LOKTAK	315.01	316.66	1.66	4193.65	2225.08
	PARE	2608.32	2646.09	37.77	137428.64	21884.12
	RANGANADI	6959.00	7063.00	104.00	152793.71	5121.40
	KAMENG	14400.00	14516.15	116.15	380355.12	0.00
	ER	-2200.86	7997.09	10197.95	36835541.64	0.00
	NR	0.00	-12130.62	-12130.62	0.00	43970937.72


  
 (S. M. Aisool) / S. M. Aisool  
 निदेशक / Director  
 उ.सू.श.वि.सं./NERPC  
 विद्युत मंत्रालय / Min. of Power  
 भारत सरकार / Govt. of India  
 शिल्लॉंग / Shillong

Date	Constituents	Total Schedule (MWH)	Total Actual (MWH)	Deviation (MWH)	Receivable from the Deviation and Ancillary Service Pool Account(Rs)	Payable to the Deviation and Ancillary Service Pool Account(Rs)
04/08/2023	ARUNACHAL PRADESH	2871.11	2727.75	-143.36	774157.69	354291.81
	ASSAM	35787.11	35868.28	81.17	2143025.20	2954218.92
	MANIPUR	2637.56	2573.67	-63.89	471398.32	150961.11
	MEGHALAYA	1360.87	1229.28	-131.59	480193.90	247275.54
	MIZORAM	1630.25	1480.55	-149.70	599630.28	6980.19
	NAGALAND	2438.57	2302.80	-135.77	497060.63	18027.91
	TRIPURA	5127.21	5087.79	-39.42	874108.33	1044143.03
	AGBPP	4332.08	4632.01	299.92	1310251.13	103788.14
	AGTCCPP	1695.17	1783.70	88.53	391031.96	48880.17
	BGTPP	13032.70	13013.45	-19.26	463140.78	543975.35
	BNC	27.92	24.91	-3.01	19342.07	11023.11
	PALATANA	12913.55	12963.85	50.30	101373.28	0.00
	DOYANG	1445.95	1447.34	1.39	36693.81	49911.99
	KHANDONG	0.00	0.00	0.00	0.00	0.00
	KOPILI	0.00	0.00	0.00	0.00	0.00
	KOPILI-2	592.80	602.11	9.31	16159.15	521.21
	LOKTAK	315.01	318.11	3.10	5303.59	1379.98
	PARE	2734.14	2747.82	13.68	53482.98	11855.07
	RANGANADI	6293.00	6356.81	63.81	107005.29	9258.14
	KAMENG	14400.00	14516.80	116.80	483555.54	0.00
ER	-4842.10	6363.86	11205.96	46957200.62	0.00	
NR	0.00	-12131.05	-12131.05	0.00	51458631.49	
05/08/2023	ARUNACHAL PRADESH	2601.72	2458.60	-143.11	983953.63	396777.37
	ASSAM	35669.59	36087.20	417.61	934020.86	3306520.13
	MANIPUR	2577.68	2487.65	-90.03	523352.19	165780.63
	MEGHALAYA	1401.72	1325.76	-75.97	452640.44	374396.15
	MIZORAM	1686.55	1546.67	-141.88	695213.40	47242.66
	NAGALAND	2672.46	2563.76	-108.70	478886.44	48153.51
	TRIPURA	5344.49	5464.38	119.89	319178.56	705272.43
	AGBPP	4446.22	4779.87	333.65	1306864.39	63996.38
	AGTCCPP	1775.82	1872.12	96.30	442427.97	151683.81
	BGTPP	13217.64	13205.21	-12.43	330056.70	412821.93
	BNC	28.15	24.92	-3.24	21879.45	12358.08
	PALATANA	12915.90	12958.57	42.67	84860.45	161.72
	DOYANG	1486.20	1493.04	6.84	25121.79	502.68
	KHANDONG	0.00	0.00	0.00	0.00	0.00
	KOPILI	0.00	0.00	0.00	0.00	0.00
	KOPILI-2	419.90	432.40	12.50	16431.83	526.21
	LOKTAK	315.01	315.27	0.27	1830.01	5148.41
	PARE	2577.00	2623.10	46.10	161561.81	13545.44
	RANGANADI	6470.35	6508.28	37.93	81746.24	19925.84
	KAMENG	14400.00	14487.13	87.13	683271.08	303745.88
ER	-5624.22	6593.36	12217.58	54045836.83	0.00	
NR	0.00	-12129.89	-12129.89	0.00	55101212.75	
06/08/2023	ARUNACHAL PRADESH	2958.27	2555.63	-402.64	1213267.03	148621.66
	ASSAM	33458.07	33793.13	335.06	501910.14	2059773.26
	MANIPUR	2562.51	2438.98	-123.53	271770.24	33781.18
	MEGHALAYA	1931.35	1657.71	-273.64	486051.28	183478.82
	MIZORAM	1646.17	1398.34	-247.83	680133.61	6297.01
	NAGALAND	2580.42	2471.74	-108.68	312824.19	34825.24
	TRIPURA	4836.52	4774.12	-62.40	506565.92	334294.68
	AGBPP	3902.16	4264.13	361.97	1287492.55	50983.88
	AGTCCPP	1627.58	1734.95	107.37	293053.12	3210.62
	BGTPP	10922.10	10330.82	-591.28	117484.41	2464227.89
	BNC	24.34	23.77	-0.57	9698.65	10021.90
	PALATANA	13197.95	13238.76	40.82	67690.79	565.26
	DOYANG	1503.85	1509.67	5.82	19589.65	1906.84
	KHANDONG	0.00	0.00	0.00	0.00	0.00
	KOPILI	0.00	0.00	0.00	0.00	0.00
	KOPILI-2	592.80	609.20	16.40	25548.73	600.20
	LOKTAK	315.01	321.23	6.23	7879.58	1520.21
	PARE	2692.20	2703.10	10.90	65425.04	21239.85
	RANGANADI	7533.90	7580.81	46.91	73753.54	9400.04
	KAMENG	14400.00	14530.91	130.91	380174.12	0.00
ER	-5898.06	5892.44	11790.50	44830627.23	0.00	
NR	0.00	-12130.47	-12130.47	0.00	44495312.68	

  
 (S.M. Almol) /S.M. Almol  
 निदेशक/Director  
 उ.पु.से.वि.न./NERPC  
 विद्युत मंत्रालय/Min. of Power  
 भारत सरकार/Govt. of India  
 शिलांग/Shillong

**SUMMARY OF WEEKLY DEVIATION CHARGES**

	<b>Constituents</b>	<b>Total Schedule (MWH)</b>	<b>Total Actual (MWH)</b>	<b>Deviation (MWH)</b>	<b>Receivable from the Deviation and Ancillary Service Pool Account(Rs)</b>	<b>Payable to the Deviation and Ancillary Service Pool Account(Rs)</b>
<b>FOR THE WEEK FROM 31/07/2023 TO 06/08/2023</b>	ARUNACHAL PRADESH	16410.35	16193.80	-216.55	4354241.94	6696943.27
	ASSAM	219685.33	222207.86	2522.53	6591522.75	21000134.75
	MANIPUR	16084.02	15504.10	-579.92	3249925.88	1014544.75
	MEGHALAYA	9176.86	8430.55	-746.31	2702856.32	1740444.30
	MIZORAM	9986.33	9033.21	-953.12	3365003.80	194078.76
	NAGALAND	14713.25	13844.54	-868.71	2944903.76	508937.54
	TRIPURA	31835.99	31786.44	-49.55	3851588.72	6647254.30
	AGBPP	25142.67	27329.91	2187.24	8023610.27	306624.20
	AGTCCPP	10113.57	10762.82	649.25	2350043.19	245558.63
	BGTTP	72257.19	71268.31	-988.89	1664158.43	5399399.85
	BNC	165.04	154.95	-10.09	89785.22	71608.65
	PALATANA	78973.32	79266.84	293.52	551443.67	3398.67
	DOYANG	8738.15	8753.74	15.59	135222.81	102369.67
	KHANDONG	0.00	0.00	0.00	0.00	0.00
	KOPILI	0.00	0.00	0.00	0.00	0.00
	KOPILI-2	3383.90	3438.63	54.73	91257.57	5943.82
	LOKTAK	1899.57	1916.98	17.41	32818.34	18681.19
	PARE	16140.52	16251.50	110.98	470107.86	96924.20
	RANGANADI	42636.00	43049.94	413.94	685128.48	72205.48
	KAMENG	85488.76	86069.09	580.33	3078270.50	950244.31
ER	-23363.29	49366.08	72729.37	322363060.67	1241.37	
NR	0.00	-72782.69	-72782.69	0.00	318643189.76	

  
 (ए.एम.आइ.एम/ S.M.Aimol)  
 निदेशक/Director  
 डी.यू.ओ.पि.अ./NERPC  
 विद्युत मंत्रालय/Min. of Power  
 भारत सरकार/Govt. of India  
 शिलांग/Shillong